


Reception Weekly Newsletter

Friday 24th November 2017



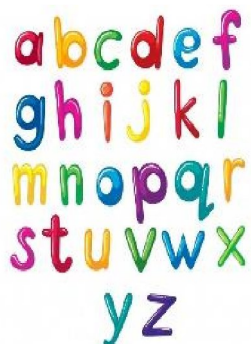
Last week we all walked to Pie Baker of Norwich. We made sure we had our high-viz jackets on so everyone could see us. We walked very sensibly with a partner. On the way we noticed all the different types of vehicles, 2d and 3d shapes as well as all the different signs. We talked about all these things. When we got to the bakery we bought bread. Then in the afternoon we tasted the different breads. They all tasted different and were yummy. We made a bar chart of our favourite bread. Come and see it in our classrooms.



We are learning the story of the Little Red Hen. We practiced every day in our class so that we would remember all the words. When we were confident with the words we innovated the story of the Little Red Hen. This means we changed the characters and told the story using the new characters. It was great fun. We drew our own innovated story maps.



On Tuesday, Miss Marshall brought in a cockerel. His name was Kevin the Cockerel. We were very excited to see him. He had beautiful markings. We looked at him closely and drew pictures of him with pastels. We labelled different parts of his body. Thank you Miss Marshall for bringing him in.



Letter and Sounds Phase 2 sounds:

Set 1: s a t p

Set 2: i n m d

Set 3: g o c k

Set 4: c k e u r

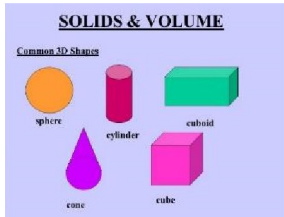
Set 5: h b f,ff l,ll ss

By the end of next week we would have learnt all of the above letter sounds. We are also beginning to make words with these sounds eg cot, dig, neck, tuck, doll, bell, less etc..


We have also been introduced to “tricky words”. These are words that you can not sound out completely. The tricky words are - **l**, **to**, **the**, **no**, **go**



In maths we are comparing different numbers. We are investigating, for example which number is smaller or bigger than 4? We have been ordering numbers to 10 and playing missing numbers.



We are still investigating 2d and 3d shapes. We have gone on a 3d shape hunt and in and around the school and ticked the number of time we saw a 3d shape. We then counted the number of ticks to find the total.



In PE, we are learning to follow instructions and practice safely on our own. We have been leaning movement patterns and how to balance on one leg.

At home you could:

- ★ Look and talk about numbers you see in the environment.
- ★ Practice travelling in different ways such as hopping, galloping, jumping, skipping.
- ★ Sing different nursery rhymes with your child. See if your child can sing them all by themselves.
- ★ In make your child more independent please practice dressing and undressing, doing up buttons and zips, and taking shoes on and off.

General Reminders

Remember you can upload photos of your child on Tapestry and write comments on what we have upload too.

Every Monday is PE day. All children need their PE kits with them. PE kit consists of a pair of shorts, T-shirt. All items need to be named and put in PE bag.

For our creative area we need recycling material such as boxes, yogurt pots, tubes, plastic containers etc...

Please fill up the water bottles with only water.

Dairy Dates

Family Christmas Decoration Day - Tuesday 5th December in the afternoon.
Christmas Fair - Friday 8th December